


Navigating A College Fair

How to Make the Most of the College Fair





**MINI-CAMP COLLEGE
WORKSHOPS**





What is A College Fair?

- Representatives from many different colleges are gathered together in one place
 - There are rows of college tables, staffed by representatives to answer your questions
 - Some may take your name and address in order to send you materials after the fair
 - Many fairs also offer useful sessions about financial aid, admission testing, etc.
- 





How to Prepare for the College Fair


- Think about what you want in a college
- Look through the list of colleges attending

Are there any you are already considering?

Are there others that meet your criteria?

Make a list of colleges that interest you most

It's useful to write down questions in advance.






What to Bring to The College Fair


- Bring your lists of colleges & questions
- Bring a pen and notebook to take notes
- If possible, make labels including:


Name & Address	Email Address
High School Name	Phone Number
Year of Graduation	Areas of Interest (academic & non)
- Bring a bookbag (the fair may provide bags, but be prepared just in case)






What to Do When You Arrive


- Pick up a bag (if needed) & a college fair directory
 - Check out the floor plan & map out a route to be sure you visit all the colleges on your list
 - Note when & where special sessions are offered
– **PLAN TO ATTEND ANY THAT LOOK USEFUL!**
- 





How To Talk to College Reps

- Start off by introducing yourself (*“Hi, my name is I’ m a junior at XXX High School”*). If your parents are with you, introduce them as well.
 - Have specific questions
 - Fill out information cards (if available)
 - Thanks them and ask them for their business card
- 





So What Would I Ask?

Here are a few general areas to consider ...

- Admission requirements


What a typical admitted student looks like –

- GPA
- Curriculum
- SAT/ACT

Required high school preparation & testing

Application deadline

Role of activities, recommendations,
or interviews





Questions about Academics

- Academic programs

Specific majors that you are considering

Popular majors


When do you have to choose a major?

Availability of internships

Size of classes (esp. freshman year)



Availability of professors & support services


Career placement







More questions ...


- 
- Financial aid & scholarships
 - Cost of tuition, room & board (food)
 - Financial aid deadline & required forms
 - Merit scholarships & application procedures
 - Activities that interest you
 - Housing & other facilities
 - Campus visits & open houses
 - The surrounding city or neighborhood
 - **ANYTHING ELSE THAT INTERESTS YOU!**
- 






Additional Opportunities


- 
- Take notes & pick up any useful handouts at the special sessions
 - Arrange to talk with a college counselor at the Counseling Center if you have any general questions about your college search or the application process
- 






After the College Fair

- Look through the materials & your notes
 - Weed out colleges that aren't a good fit
 - Follow up with colleges of interest –
 - Return information cards
 - Email the representative with questions
 - Look into visit options
 - Do more research
- 





Thanks to ...

- 
- *MaryAlice Katon of Communities in Schools, Charlotte, NC*
 - *The NACAC website*
for providing many ideas for this presentation.
- 